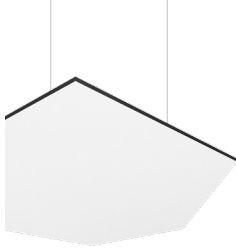


Galactic SP

Sospensione / Suspension

Design:



-L065



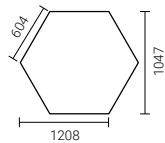
10 Kg



-L097



21 Kg



-L120

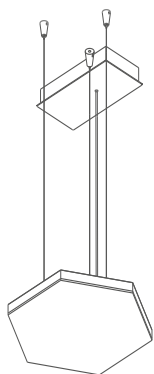


36 Kg

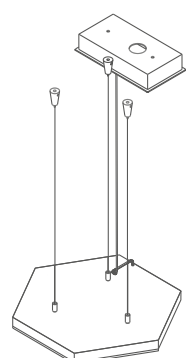
□ ± 19 (+/- 1mm)

Misure in mm / Size in mm

Vista anteriore / Front view



Vista posteriore / Rear view



Codice prodotto / Product code

Codice base Base code	Ottica Optic	Fissaggio Fixing	Colour T (K)	Finitura Finish	Chiusura Closing
GA -	O opale / opal	SP	Z 2700K	01	L065
			C 3000K	02	L097
			N 4000K	07	L120



Il codice prodotto si compone mettendo in fila, da sinistra a destra, i dati contenuti nelle colonne a partire da "Codice base".

The product code is created by putting in sequence the data starting from "Base code", from left to right.

01	Bianco White	02	Nero Black	07	Oro Gold
----	-----------------	----	---------------	----	-------------

Specifiche generali / General Specifications

Tipologia di prodotto / Product type	Lampada LED / LED Lamp
Accessori di montaggio/ Mounting accessories	Kit sospensione / Suspension Kit
Luogo di montaggio / Place of assembly	Soffitto / Ceiling
Ambiente di installazione / Installation location	Interni / Indoor

Specifiche illuminotecniche / Lighting specifications

Dimensione Size (mm)	LED Lumen	Product Lumen	Watt	Vdc	Colour T	CRI
608x527	4320	2160	36	24	2700	93
	4500	2250	36	24	3000	93
	4770	2385	36	24	4000	93
908x787	6480	3240	54	24	2700	93
	6750	3375	54	24	3000	93
	7155	3577	54	24	4000	93
1208x1047	8640	4320	72	24	2700	93
	9000	4500	72	24	3000	93
	9540	4770	72	24	4000	93

Efficienza L.O.R. / Efficiency L.O.R. 70

SDCM / SDCM 3

Durata di vita della lampada (h) / Life time (h) L80B50 50.000

Prodotto contenente una sorgente di classe energetica F (2700K) / Product containing a source of energy class F (2700K)

Prodotto contenente una sorgente di classe energetica F (3000K) / Product containing a source of energy class F (3000K)

Prodotto contenente una sorgente di classe energetica F (4000K) / Product containing a source of energy class F (4000K)

Specifiche fisiche / Physical specifications

Corpo / Body	Alluminio / Aluminium
Copertura / Optical device	Opale / Opal
Finiture/ Finiture	Verniciato / Varnished

Specifiche elettriche / Electrical Specifications

Cavo / Cable	Cavo FEP+FEP 2x0,5mmq L=1m uscita cavo posteriore Cable FEP+FEP 2x0,5mmq L=1m back cable outlet
Alimentatore / Driver	Remoto da ordinare separatamente / Remote to be ordered separately
Dimmer / Dimmer	Remoto da ordinare separatamente / Remote to be ordered separately

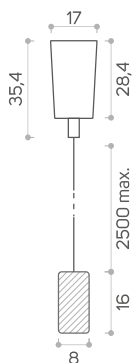
Specifiche ottiche / Optical Specifications

Distribuzione luminosa / Light distribution	Simmetrica / Symmetric
Emissione / Emission	Diretta / Direct
Puntamento / Pointing	Fisso / Fixed
Fascio luminoso / Light Beam	Diffuso / Diffused
U.G.R.	Opale/Opal < 24

Accessori da ordinare separatamente / Accessories to be ordered separately

AL00179	Output 24Vdc 150W On/Off
CT00050	Dimmer 1 ch DALI2-PUSH-0/1..10V
CT00052	Dimmer 1 ch PUSH/WIRELESS

Dettagli sospensioni / Suspension details

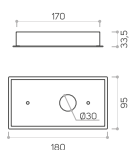


608x527 - n.3 sospensioni / suspension

908x787 - n.3 sospensioni / suspension

1208x1047 - n.3 sospensioni / suspension

Dettagli rosoni / Canopy details

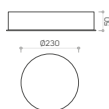


Rosone porta alimentatore / Square canopy

AC00362_00001 Bianco / White

AC00362 Nero / Black

AC00362_00004 Oro / Gold

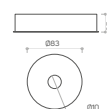


Rosone porta alimentatore / Round canopy

AC00385 Bianco / White

AC00385_00002 Nero / Black

AC00385_00004 Oro / Gold



Rosone copricavi / Cable cover canopy

AC00262 Bianco / White

AC00320 Nero / Black

Ø83 mm

Dettagli driver e dimmer / Driver and dimmer details

AL00179 Output 24Vdc 75W On/Off (170x45x29 mm)

CT00050 Dimmer 1 ch DALI2-PUSH-0/1..10V (41x47x20 mm)

CT00052 Dimmer 1 ch PUSH/WIRELESS (41x47x20 mm)