

Codice base Base code	Ottica Optic	Fissaggio Fixing	Colour T (K)	Finitura Finish	Chiusura Closing
DR2 -	O STEPI	STSP	Z 2700K	01	L10
			C 3000K	02	L20
			N 4000K	07	

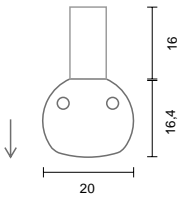
Il codice prodotto si compone
 Q I X X I R H S M R # P E H E W M R M V
 M H E X M G S R X I R Y X M R I P P I G S
 T E V X M V I H E p ' S H M G I F E W I q.

The product code is created by
 putting in sequence the data starting
 from "Base code", from left to right.

01	& M E R	02	Nero	07	Oro
	White		Black		Gold

Tipologia di prodotto / Product type / D P S D G D // (" / D P S
 Accessori di montaggio / Mounting accessories Kit sospensione / Suspension Kit
 / X R J R G L P R Q W D H S R 6 R I • W M R G
 \$ P E L H Q W H G L L Q V M D O I D I P R Q H Interni / Indoor

6 H J L R Q H S U R P O R H V H F W L R Q



Misure in mm / 6 L J H L Q P P

Dimensione Size (mm)	LED Lumen	Product Lumen	Watt	Vdc	Colour T	CRI
1004	1900	1330	-	16	2700	93
	2000	1400	-	16	3000	93
	2100	1470	-	16	4000	93
2004	3800	2660	-	32	2700	93
	4000	2800	-	32	3000	93
	4200	2940	-	32	4000	93

Peso / Weight

-L10 1 m	-L20 2 m
0,48 Kg	0,96 Kg

Prodotto contenente una sorgente di classe energetica F (3000K) / Product containing a source of energy class F (3000K)
 Prodotto contenente una sorgente di classe energetica F (4000K) / Product containing a source of energy class F (4000K)

& D Y R) (3 3 9 & W U D V S D U H Q W H [P P T / P X V F L W
 & D E O H) (3 3 9 & W U D Q V S D U H Q W [P P T / P E D F N

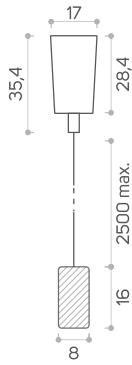
' L V W U L E X J L R Q H L O X P L Q R W D U S i m m e t r i c a / S i m m e t r i c
 Emissione / Emission Diretta / Direct
 Puntamento / Pointing Orientabile / Adjustable
 Fascio luminoso / / L J K W % H D P Diffuso / Diffused
 8 * 5 Opale / Opal < 24

\$ F F H V V R U L G D R U G L Q D U H F V H S D U R D W D P H Q W E H R U G H U H G V H S D U D W H O \\
 3 Y X T Y X : H G ; 3 R 3 J J \ \ Q Q

& 7 ' L P P H U F K '\$ / , 3 8 6 + (4 1 x 4 7 x 2 0 9 m m)

& 7 ' L P P H U F K 3 8 6 + ; , 5 (/ (6 6 (4 1 x 4 7 x 2 0 m m)

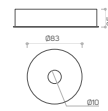
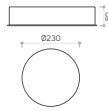
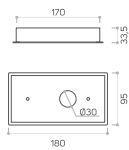
'HWWDJOL VRVSHVLRQLR Q GHWDLOV



L=1004 mm - n.2 sospensioni / suspension

L=2004 mm - n.2 sospensioni / suspension

'HWWDJOL URVRQLGHWDLOV



Rosone porta alimentatore / Square canopy

AC00362_00001 & M E R C O S e

AC00362 21 V S Black

AC00362_00004 3 V S Gold

Rosone porta alimentatore / Round canopy

AC00385 & M E R C O S e

AC00385_00002 21 V S Black

AC00385_00004 3 V S Gold

Rosone copricavi / Cable cover canopy

AC00262 & M E R C O S e

AC00320 21 V S Black

Ø83 mm

'HWWDJOL GULYHU H GLPPHU 'ULYHU DQG GLPPHU GHWDLOV

\$/ 3YXTYX :HG ; 3R 3JJ \ \ QQ

&7 'LPPHU FK '\$/, 386+(41x47x209mm)

&7 'LPPHU FK 386+ : ,5/(66 (41x47x20 mm)

D FDYR SRVWHULRUH
FDEOH RXWOHW
VHSDUDWHO\
VHSDUDWHO\
VHSDUDWHO\
VHSDUDWHO\